

Format of holding of specified securities

1. Name of Listed Entity: MCLEOD RUSSEL INDIA LIMITED (CIN:L51109WB1998PLC087076)
2. Scrip Code 532654 Name of Scrip MCLEODRUSS,- Class of Security Equity
3. Share Holding Pattern Filed under : Reg. 31(1)(a)/Reg. 31(1)(b)/Reg. 31(1)(c)
 - a. If under 31 (1)(b) then indicate the report for Quarter ending: 31/12/2024
 - b. If under 31(1)(c) then indicate date of allotment/extinguishment

4. **Declaration** : The Listed entity is required to submit the following declaration to the extent of submission of information:-

	Particulars	Yes*	No*
1	Whether the Listed Entity has issued any partly paid up shares?		No
2	Whether the Listed Entity has issued any Convertible Securities or Warrants?		No
3	Whether the Listed Entity has any shares against which depository receipts are issued?		No
4	Whether the Listed Entity has any shares in Locked-in?		No
5	Whether any shares held by promoters are pledge or otherwise encumbered?	Yes	
6	Whether company has equity shares with differential voting rights?		No
7	Whether the Listed Entity has any significant beneficial owner?		No

* If the Listed Entity selects the option 'No' for the questions above, the column for the partly paid up shares, Outstanding Convertible Securities/Warrants, depository receipts, locked-in shares, No of shares pledged or otherwise encumbered by promoters, as applicable, shall not be displayed at the time of dissemination on the Stock Exchange website. Also wherever there is 'No' declared by Listed Entity in above table the values will be considered as 'Zero' by default on submission of the format of holding of specified securities.

5. The tabular format for disclosure of holding of specified securities is as follows:-



Table I - Summary Statement holding of specified securities as on 31/12/2024

Category (I)	Category of shareholder (II)	Nos. of shareholders (III)	No. of fully paid up equity shares held (IV)	No. of Partly paid-up equity shares held (V)	No. of shares underlying Depository Receipts (VI)	Total nos. shares held (VII)=(IV)+(V)+(VI)	Shareholding as a % of total no. of shares (calculated as per SCRR, 1957) (VIII) As a % of (A+B+C2)	Number of Voting Rights held in each class of securities (IX)				No of shares Underlying outstanding convertible securities (including Warrants) (X)	Shareholding as a % assuming full conversion of convertible securities (as a percentage of diluted share capital) (XI)=(VII)+(X) As a % of (A+B+C2)	Number of Locked in shares (XII)		Number of shares pledged or otherwise encumbered (XIII)		Number of equity shares held in dematerialized form (XIV)
								No of Voting Rights			Total as a % of (A+B+C)			No. (a)	As a % of total shares held (b)	No. (a)	As a % of total shares held (b)	
								Class eg:x	Class eg:y	Total								
(A)	Promoter & Promoter group	24	6523410	0	0	6523410	6.2451	6523410	0	6523410	6.2451	0	6.2451	0	0.0000	3724	0.0571	6523410
(B)	Public	64572	97932325	0	0	97932325	93.7549	97932325	0	97932325	93.7549	0	93.7549	0	0.0000	NA		97213025
(C)	Non Promoter - Non Public															NA		
(C1)	Shares underlying DRs						NA									NA		
(C2)	Shares held by Employee Trusts															NA		
	Total	64596	104455735	0	0	104455735	100.0000	104455735	0	104455735	100.0000	0	100.0000	0		3724	0.0036	103736435




Table II - Statement Showing shareholding pattern of the Promoter and Promoter Group as on 31/12/2024

Category & Name of the Shareholders (I)	Entity type i.e. promoter OR promoter group entity (except promoter)	PAN (II)	Nos. of shareholders (III)	No. of fully paid up equity shares held (IV)	Partly paid-up equity shares held (V)	Nos. of shares underlying Depository Receipts (VI)	Total nos. shares held (VII)=(IV)+(V)+(VI)	Shareholding % calculated as per SCRR, 1957 As a % of (A+B+C2) (VIII)	Number of Voting Rights held in each class of securities (IX)			Shareholding as a % assuming full conversion of convertible securities (as a percentage of diluted share capital) (XI)=(VII)+(X) As a % of (A+B+C2)	Number of Locked in shares (XII)		Number of shares pledged or otherwise encumbered (XIII)		Number of equity shares held in dematerialized form (XIV)		
									No of Voting Rights				Total as a % of Total Voting rights	No. (a)	As a % of total shares held (b)	No. (a)		As a % of total shares held (b)	
									Class x	Class y	Total								
(1) Indian				7	4157364	0	0	4157364	3.9800	4157364	0	4157364	3.9800	0	0.0000	0	0.0000	4157364	
(e) Individuals/Hindu undivided Family																			
KAVITA KHAITAN	Promoter Group	AFTPK1514P	1	4002591	0	0	4002591	3.8319	4002591	0	4002591	3.8319	0	0.0000	0	0.0000	0	0.0000	4002591
YASHODHARA KHAITAN	Promoter Group	AFDPK0951J	1	72504	0	0	72504	0.0694	72504	0	72504	0.0694	0	0.0000	0	0.0000	0	0.0000	72504
B M KHAITAN	Promoter	AGEPK6970B	1	36588	0	0	36588	0.0350	36588	0	36588	0.0350	0	0.0000	0	0.0000	0	0.0000	36588
ADITYA KHAITAN	Promoter	AFDPK0958D	1	17272	0	0	17272	0.0165	17272	0	17272	0.0165	0	0.0000	0	0.0000	0	0.0000	17272
AMRITANSHU KHAITAN	Promoter	AJFPK2122H	1	15000	0	0	15000	0.0144	15000	0	15000	0.0144	0	0.0000	0	0.0000	0	0.0000	15000
ISHA KHAITAN	Promoter Group	ALSPK2923P	1	7500	0	0	7500	0.0072	7500	0	7500	0.0072	0	0.0000	0	0.0000	0	0.0000	7500
VANYA KHAITAN	Promoter Group	DMCPK6767F	1	5909	0	0	5909	0.0057	5909	0	5909	0.0057	0	0.0000	0	0.0000	0	0.0000	5909
Central Government/State Government(s)													0	0.0000	0	0.0000	0	0.0000	0
(c) Financial Institutions/Banks													0	0.0000	0	0.0000	0	0.0000	0
(d) Any Other (specify)													0	0.0000	0	0.0000	0	0.0000	0
Bodies Corporate			17	2366046	0	0	2366046	2.2651	2366046	0	2366046	2.2651	0	0.0000	3724	0.1574	0	0.0000	2366046
EKTA CREDIT PVT. LTD.	Promoter Group	AAACE7167R	1	2000000	0	0	2000000	1.9147	2000000	0	2000000	1.9147	0	0.0000	0	0.0000	0	0.0000	2000000
UNITED MACHINE CO. LTD.	Promoter Group	AAACU3228P	1	129927	0	0	129927	0.1244	129927	0	129927	0.1244	0	0.0000	0	0.0000	0	0.0000	129927
BABCOCK BORSIG LIMITED	Promoter Group	AABCD4477A	1	95989	0	0	95989	0.0919	95989	0	95989	0.0919	0	0.0000	0	0.0000	0	0.0000	95989
KILBURN ENGINEERING LTD	Promoter Group	AABCK3421H	1	66666	0	0	66666	0.0638	66666	0	66666	0.0638	0	0.0000	0	0.0000	0	0.0000	66666
ICHAMATI INVESTMENTS LTD	Promoter Group	AAACI5431J	1	56710	0	0	56710	0.0543	56710	0	56710	0.0543	0	0.0000	0	0.0000	0	0.0000	56710
NITYA HOLDINGS & PROPERTIES LTD	Promoter Group	AABCN1002B	1	10000	0	0	10000	0.0096	10000	0	10000	0.0096	0	0.0000	0	0.0000	0	0.0000	10000
Williamson Magor And Co Limited	Promoter Group	AAACW2369P	1	3724	0	0	3724	0.0036	3724	0	3724	0.0036	0	0.0000	3724	100.0000	0	0.0000	3724
DUFFLAGHUR INVESTMENTS LIMITED	Promoter Group	AAACD9587C	1	3030	0	0	3030	0.0029	3030	0	3030	0.0029	0	0.0000	0	0.0000	0	0.0000	3030
WOODSIDE PARKS LIMITED	Promoter Group	AAACW2852K	1	0	0	0	0	0.0000	0	0	0	0.0000	0	0.0000	0	0.0000	0	0.0000	0
VIVAYA ENTERPRISES PVT LTD	Promoter Group	AAICV0983G	1	0	0	0	0	0.0000	0	0	0	0.0000	0	0.0000	0	0.0000	0	0.0000	0
ZEN INDUSTRIAL SERVICES LIMITED	Promoter Group	AAACZ1829R	1	0	0	0	0	0.0000	0	0	0	0.0000	0	0.0000	0	0.0000	0	0.0000	0
SUNRISE VALLEY PROJECTS PVT LTD	Promoter Group	ABFCS6501H	1	0	0	0	0	0.0000	0	0	0	0.0000	0	0.0000	0	0.0000	0	0.0000	0
Williamson Financial Services Limited	Promoter Group	AAACW4504A	1	0	0	0	0	0.0000	0	0	0	0.0000	0	0.0000	0	0.0000	0	0.0000	0
ERAGON INVESTMENTS PVT LTD	Promoter Group	AAGCE8202P	1	0	0	0	0	0.0000	0	0	0	0.0000	0	0.0000	0	0.0000	0	0.0000	0
SEAJULI INVESTMENTS PVT LTD	Promoter Group	ABFCS7550L	1	0	0	0	0	0.0000	0	0	0	0.0000	0	0.0000	0	0.0000	0	0.0000	0
KAMAL KISHORE BAHETI - TRUSTEE OF BORELLI TEA HOLDINGS LTD	Promoter Group	AECPB7216F	1	0	0	0	0	0.0000	0	0	0	0.0000	0	0.0000	0	0.0000	0	0.0000	0
BISHNAUTH INVESTMENTS LIMITED	Promoter Group	AABCM7767N	1	0	0	0	0	0.0000	0	0	0	0.0000	0	0.0000	0	0.0000	0	0.0000	0
Sub Total			24	6523410	0	0	6523410	6.2451	6523410	0	6523410	6.2451	0	0.0000	3724	0.0571	0	0.0000	6523410
(2) Foreign																			
(a) Individuals (Non-Resident Individuals/Foreign Individuals)													0	0.0000	0	0.0000	0	0.0000	0
(b) Government													0	0.0000	0	0.0000	0	0.0000	0
(c) Institutions													0	0.0000	0	0.0000	0	0.0000	0
(d) Foreign Portfolio Investor													0	0.0000	0	0.0000	0	0.0000	0
(e) Any Other (specify)													0	0.0000	0	0.0000	0	0.0000	0
Sub Total				0	0	0	0	0.0000	0	0	0	0.0000	0	0.0000	0	0.0000	0	0.0000	0




Table II - Statement Showing shareholding pattern of the Promoter and Promoter Group as on 31/12/2024

Category & Name of the Shareholders (I)	Entity type i.e. promoter OR promoter group entity (except promoter)	PAN	(II)	Nos. of shareholders (III)	No. of fully paid up equity shares held (IV)	Partly paid-up equity shares held (V)	Nos. of shares underlying Depository Receipts (VI)	Total nos. shares held (VII)=(IV)+(V)+(VI)	Shareholding % calculated as per SCRR, 1957) As a % of (A+B+C2) (VIII)	Number of Voting Rights held in each class of securities (X)			Total as a % of Total Voting rights	No of shares Underlying outstanding convertible securities (as a percentage of diluted share capital) (X) As a % of A+B+C2)	Shareholding as a % assuming full conversion of convertible securities (as a percentage of diluted share capital) (XI)=(VII)+(X) As a % of A+B+C2)	Number of Locked in shares (XII)		Number of shares pledged or otherwise encumbered (XIII)		Number of equity shares held in dematerialized form (XIV)
										Class x	Class y	Total				No. (a)	As a % of total shares held (b)	No. (a)	As a % of total shares held (b)	
Total Shareholding of Promoter and Promoter Group (A)=(1)+(A)(2)				24	6523410	0	0	6523410	6.2451	6523410	0	6523410	6.2451	0	6.2451	0	0.0000	3724	0.0571	6523410



Table III - Statement Showing shareholding pattern of the Public shareholder as on 31/12/2024

	Category & Name of the Shareholders (I)	PAN (II)	Nos. of shareholders (III)	No. of fully paid up equity shares held (IV)	Partly paid up equity shares held (V)	Nos. of shares underlying Depository Receipts (VI)	Total nos. shares held (VII)=(IV)+(V)+(VI)	Shareholding % calculated as per SCRR, 1957) As a % of (A+B+C2) (VIII)	Number of Voting Rights held in each class of securities (IX)			Total Shareholding as a % assuming full conversion of convertible securities (as a percentage of diluted share capital) (XI)=(VII)+(X) As a % of (A+B+C2)	Number of Locked In shares (XII)			Number of shares pledged or otherwise encumbered (XIII)	Number of equity shares held in dematerialized form (XIV)	Sub-categorization of shares (XV)					
									No of Voting Rights				Number of Locked In shares (XII)					Shareholding (No of shares) under					
									Class x	Class y	Total		No. (a)	As a % of total shares held (b)	No. (c) (Not applicable) (b)			Sub-Category (i)	Sub-Category (ii)	Sub-Category (iii)			
(1)	Institutions (Domestic)																						
(a)	Mutual Funds		2	811	0	0	811	0.0008	811	0	811	0.0008	0	0.0000	NA		811	0	0	0			
(b)	Venture Capital Funds																						
(c)	Alternate Investment Funds																						
(d)	Banks		36	27626	0	0	27626	0.0264	27626	0	27626	0.0264	0	0.0000	NA		5179	0	0	0			
(e)	Insurance Companies		2	1312753	0	0	1312753	1.2568	1312753	0	1312753	1.2568	0	0.0000	NA		1312753	0	0	0			
(f)	Provident Funds / Pension Funds																						
(g)	Asset Reconstruction Companies																						
(h)	Sovereign Wealth Funds																						
(i)	NBFCs Registered with RBI																						
(j)	Other Financial Institutions		1	166	0	0	166	0.0002	166	0	166	0.0002	0	0.0000	NA		166	0	0	0			
(k)	Any Other (specify)																						
	Sub Total		41	1341356	0	0	1341356	1.2841	1341356	0	1341356	1.2841	0	0.0000	NA		1318909	0	0	0			
(2)	Institutions-(Foreign)																						
(a)	Foreign Direct Investment																						
(b)	Foreign Venture Capital Investors																						
(c)	Sovereign Wealth Funds																						
(d)	Foreign Portfolio Investors Category I		3	1430395	0	0	1430395	1.3694	1430395	0	1430395	1.3694	0	0.0000	NA		1430395	0	0	0			
	SAINT CAPITAL FUND	ABBCS0999P	1	1428858	0	0	1428858	1.3679	1428858	0	1428858	1.3679	0	0.0000	NA		1428858	0	0	0			
(e)	Foreign Portfolio Investors Category II																						
(f)	Overseas Depositories (holding DRs) (balancing figure)																						
(g)	Any Other (specify)																						
	Sub Total		3	1430395	0	0	1430395	1.3694	1430395	0	1430395	1.3694	0	0.0000	NA		1430395	0	0	0			
(3)	Central Government / State Government(s)																						
(a)	Central Government / President of India		1	112	0	0	112	0.0001	112	0	112	0.0001	0	0.0000	NA		0	0	0	0			
(b)	State Government / Governor																						
(c)	Shareholding by Companies or Bodies Corporate where Central/State Government is a promoter																						
	Sub Total		1	112	0	0	112	0.0001	112	0	112	0.0001	0	0.0000	NA								
(4)	Non-Institutions																						
(a)	Associate Companies / Subsidiaries																						



MCLEOD RUSSEL INDIA LIMITED																						
Table III - Statement Showing shareholding pattern of the Public shareholder as on 31/12/2024																						
Category & Name of the Shareholders (I)	PAN (II)	Nos. of shareholders (III)	No. of fully paid up equity shares held (IV)	Partly paid up equity shares held (V)	Nos. of shares underlying Depository Receipts (VI)	Total nos. shares held (VII)=(IV)+(V)+(VI)	Shareholding % calculated as per SCRR, 1957) As a % of (A+B+C2) (VIII)	Number of Voting Rights held in each class of securities (IX)			No of shares Underlying outstanding convertible securities (including Warrants) (X)	Total Shareholding as a % assuming full conversion of convertible securities (as a percentage of diluted share capital) (XI)=(VII)+(X) As a % of A+B+C2)	Number of Locked In shares (XII)		Number of shares pledged or otherwise encumbered (XIII)		Number of equity shares held in dematerialized form (XIV)	Sub-categorization of shares (XV) Shareholding (No of shares) under				
								No of Voting Rights					No. (Not applicable) (a)	As a % of total shares held (b)	As a % of total shares held (Not applicable) (b)	Sub-Category (i)		Sub-Category (ii)	Sub-Category (iii)			
								Class x	Class y	Total												
(b) Directors and their relatives (excluding independent directors and nominee directors)																						
(c) Key Managerial Personnel																						
(d) Relatives of Promoters (other than immediate relatives of promoters disclosed under Promoter and Promoter Group category)																						
(e) Trusts where any person belonging to Promoter and Promoter Group category is trustee, beneficiary or author of the trust																						
(f) Investor Education and Protection Fund Authority		1	1297902	0	0	1297902	1.2425	1297902	0	1297902	1.2425	0	1.2425	0	0.0000	NA		1297902	0	0	0	
INVESTOR EDUCATION AND PROTECTION FUND AUTHORITY MINISTRY OF CORPORATE AFFAIRS	EXEMPTCATG	1	1297902	0	0	1297902	1.2425	1297902	0	1297902	1.2425	0	1.2425	0	0.0000	NA		1297902	0	0	0	
(g) Resident Individuals holding nominal share capital upto Rs.2 lakhs		61189	42469360	0	0	42469360	40.6578	42469360	0	42469360	40.6578	0	40.6578	0	0.0000	NA		41899638	0	0	0	
(h) Resident Individuals holding nominal share capital in excess of Rs.2 lakhs		157	26995509	0	0	26995509	25.8440	26995509	0	26995509	25.8440	0	25.8440	0	0.0000	NA		26995509	0	0	0	
NIRAJ RAJNIKANT SHAH	AJLPS4690J	1	4104836	0	0	4104836	3.9297	4104836	0	4104836	3.9297	0	3.9297	0	0.0000	NA		4104836	0	0	0	
MANJU GAGGAR	AGHPG4408M	1	1723177	0	0	1723177	1.6497	1723177	0	1723177	1.6497	0	1.6497	0	0.0000	NA		1723177	0	0	0	
Anurag Choudhary	ABYPC2866D	1	1548827	0	0	1548827	1.4828	1548827	0	1548827	1.4828	0	1.4828	0	0.0000	NA		1548827	0	0	0	
DR RAMESH CHIMANLAL SHAH	AAFPS8772A	1	1050000	0	0	1050000	1.0052	1050000	0	1050000	1.0052	0	1.0052	0	0.0000	NA		1050000	0	0	0	
(i) Non Resident Indians (NRIs)		885	1474767	0	0	1474767	1.4119	1474767	0	1474767	1.4119	0	1.4119	0	0.0000	NA		1481868	0	0	0	
(j) Foreign National		27	89472	0	0	89472	0.0857	89472	0	89472	0.0857	0	0.0857	0	0.0000	NA		0	0	0	0	
(k) Foreign Company / OCB		2	136350	0	0	136350	0.1305	136350	0	136350	0.1305	0	0.1305	0	0.0000	NA		136350	0	0	0	
(l) Bodies Corporate		517	16781612	0	0	16781612	16.0658	16781612	0	16781612	16.0658	0	16.0658	0	0.0000	NA		16756988	0	0	0	
SANTOSH KR KEJRIWAL SECURITIES PRIVATE LIMITED	AAHCS0077P	2	2892501	0	0	2892501	2.7691	2892501	0	2892501	2.7691	0	2.7691	0	0.0000	NA		2892501	0	0	0	
SETU SECURITIES PRIVATE LIMITED	AAGCS9919K	3	2629053	0	0	2629053	2.5169	2629053	0	2629053	2.5169	0	2.5169	0	0.0000	NA		2629053	0	0	0	
HAS LIFESTYLE LIMITED	AABCH7937F	1	1055466	0	0	1055466	1.0104	1055466	0	1055466	1.0104	0	1.0104	0	0.0000	NA		1055466	0	0	0	
(m) Any Other (specify)																						
Domestic Corporate Unclaimed Shares Account		1	1408	0	0	1408	0.0013	1408	0	1408	0.0013	0	0.0013	0	0.0000	NA		1408	0	0	0	
Trusts		5	5927	0	0	5927	0.0057	5927	0	5927	0.0057	0	0.0057	0	0.0000	NA		5908	0	0	0	
HUF		1678	4984012	0	0	4984012	4.7714	4984012	0	4984012	4.7714	0	4.7714	0	0.0000	NA		4984009	0	0	0	
Clearing Member		41	609865	0	0	609865	0.5839	609865	0	609865	0.5839	0	0.5839	0	0.0000	NA		609865	0	0	0	




Table III - Statement Showing shareholding pattern of the Public shareholder as on 31/12/2024

Category & Name of the Shareholders (I)	PAN (II)	Nos. of shareholders (III)	No. of fully paid up equity shares held (IV)	Partly paid up equity shares held (V)	Nos. of shares underlying Depository Receipts (VI)	Total nos. shares held (VII)=(IV)+(V)+(VI)	Shareholding % calculate d as per SCRR, 1957) As a % of (A+B+C2) (VIII)	Number of Voting Rights held in each class of securities (IX)			Total Shareholding as a % assuming full conversion of convertible securities (as a percentage of diluted share capital) (XI)=(VII)+(X) As a % of A+B+C2)	Number of Locked in shares (XII)		Number of shares pledged or otherwise encumbered (XIII)		Sub-categorization of shares (XV) Shareholding (No of shares) under				
								No of Voting Rights				No of shares Underlying outstanding convertible securities (including Warrants) (X)	No. (a)	As a % of total shares held (b)	No. (Not applicable) (a)	As a % of total shares held (Not applicable) (b)	Number of equity shares held in dematerialized form (XIV)	Sub-Category (i)	Sub-Category (ii)	Sub-Category (iii)
								Class x	Class y	Total										
LLP		24	314278	0	0	314278	0.3009	314278	0	314278	0.3009	0	0.0000	NA		314278	0	0	0	
Sub Total		64527	95160462	0	0	95160462	91.1012	95160462	0	95160462	91.1012	0	0.0000	NA		94463721	0	0	0	
Total Public Shareholding (B)=(B)(1)+(B)(2)+(B)(3)+(B)(4)		64572	97932325	0	0	97932325	93.7549	97932325	0	97932325	93.7549	0	0.0000	NA		97213025	0	0	0	
Details of the shareholders acting as persons in Concert																				
Sl No	Name	PAN	Shares																	
NIL																				
NO OF SHARES HELD IN UNCLAIMED SUSPENSE A/C IS 1408																				
NO OF SHAREHOLDER(S) IS/ARE 6																				



MCLEOD RUSSEL INDIA LIMITED

Table IV - Statement Showing shareholding pattern of the Non Promoter - Non Public shareholder as on 31/12/2024

Category & Name of the Shareholders (I)	PAN (II)	No of shareholders (III)	No. of fully paid up equity shares held (IV)	Partly paid-up equity shares held (V)	Nos. of shares underlying Depository Receipts (VI)	Total nos. shares held (VII)=(IV) + (V)+(VI)	Shareholding % calculated as per SCRR, 1957 As a % of (A+B+C2) (VIII)	Number of Voting Rights held in each class of securities (IX)			No of shares Underlying outstanding convertible securities (including Warrants) (X)	Total Shareholding as a % assuming full conversion of convertible securities (as a percentage of diluted share capital) (XI)=(VII)+(X) As a % of A+B+C2)	Number of Locked in shares (XII)		Number of shares pledged or otherwise encumbered (XIII)		Number of equity shares held in dematerialized form (XIV)	
								No of Voting Rights					Total as a % of Total Voting rights	No. (a)	As a % of total shares held (b)	No. (Not applicable) (a)		As a % of total shares held (b)
								Class x	Class y	Total								
(1) Custodian / DR Holder																		
(2) Employee Benefit Trust/Employee Welfare Trust under SEBI (Share based Employee Benefits and Sweat Equity) Regulations, 2021																		
Total Non Promoter - Non Public Shareholding (C)=(C)(1)+(C)(2)			0	0	0	0	0.0000	0	0	0	0.0000	0	0.0000	0	0.0000	NA	NA	0



MCLEOD RUSSEL INDIA LIMITED											
Annexure											
Table V - Statement showing details of significant beneficial owners as on 31/12/2024											
Sr No	Details of the (SBO) (I)			Details of the registered owner (II)			Details of holding / exercise of right of the SBO in the reporting company, whether direct or indirect: Whether by virtue of: (III)				Date of creation / acquisition of significant beneficial interest (IV)
	Name	PAN / Passport No. in case of a foreign national	Nationality	Name	PAN / Passport No. in case of a foreign national	Nationality	Shares (%)	Voting rights (%)	Rights on distributable dividend or any other distribution (%)	Exercise of control	Exercise of significant influence



MCLEOD RUSSEL INDIA LIMITED

Table VI - Statement showing foreign ownership limits as on 31/12/2024

	Board approved limits	Limits utilized
As on shareholding date	100.0000	2.9974
As on 30/09/2024	100.0000	3.3224
As on 30/06/2024	100.0000	3.0103
As on 31/03/2024	100.0000	3.6273
As on 31/12/2023	100.0000	2.7833



LEOD RUSSEL INDIA LIMITED

Shareholding Summary as on 31/12/2024

Form	As per Folio/Client Id				As per PAN	
	No of Records	% to Total Records	No of Shares	% to Total Shares	No of Records	No of Shares
PHYSICAL	4347	6.5034	719300	0.6886	4235	719300
DL	29484	44.1100	49091432	46.9974	28645	49091432
SL	33011	49.3866	54645003	52.3140	32491	54645003
TOTAL	66842	100.0000	104455735	100.0000	65371	104455735

Total No of Shareholders as per PAN Clubbed 64596

